

STI STOPPER® II

Protective Cover To Help Stop Malicious and Accidental False Fire Alarms

This unique and patented device has been helping stop false fire alarms around the world for more than 25 years, without restricting legitimate alarms. It offers excellent protection against physical damage (both accidental and intentional), dust and grime as well as severe environments inside and out. It is ideal for schools, colleges, hospitals, nursing homes, stores, hotels and public buildings of almost every kind where there is a threat of false fire alarms.

How It Works

Stopper II consists of a clear, tamperproof, super tough polycarbonate shield and frame that fits over a manual pull station. When lifted to gain access to the actual alarm, it sounds a piercing self-contained 95 dB or 105 dB warning horn (at one foot). Immediate attention is drawn to the area and a prankster will either run or be caught. The cover is connected to the frame by a cable. When the cover is lifted, it drops off of the frame and a horn will sound (models with horn). Horn will sound until the cover is snapped back onto the frame or for the life of the battery.



STI-1100



Features

- Proven effective for more than 25 years in helping stop false fire alarms without restricting legitimate alarms.
- Lifetime guarantee against breakage of the polycarbonate housing in normal use (one year on electronic components).
- Can be used as a guard against physical damage to a manual pull station, with or without the optional warning horn.
- Cover is UV-stabilized.
- Optional horn has choice of 95 dB or 105 dB at one foot.
- Standard red units have "In Case of Fire..." label unless specified no label or custom label (charge for custom label).
- Horn housing available in red, blue, green or yellow with optional custom labeling.
- When covering a pull station outside, UL requires stations to be listed for outdoor use.
- UL Listed to U.S. and Canadian safety standards (also for custom labeling).
- Larger sizes and surface mounted pull stations accommodated with STI-3100 conduit spacer.
- Polycarbonate rated -40° to 120°F (-40° to 49°C).
- Weather models have closed cell gaskets.
- Power source is 9 VDC alkaline battery included on standard Stopper II (remote powered unit is available).
- "RC" models include one form "C" dry relay contact and is capable of operating from 9-24 VDC remote power or internal 9 VDC battery power.
- Not just for pull stations, this cover can also help protect other devices such as EPO's, call boxes, telephones and emergency shutdowns just by changing the color and messaging.
- With backplate and gaskets, UL Listed to NEMA 3R Standards.



Safety Technology International, Inc.

2306 Airport Road • Waterford, Michigan 48327-1209

Phone: 248-673-9898 • Fax: 248-673-1246 • Toll Free: 800-888-4784 • E-mail: info@sti-usa.com • Web: www.sti-usa.com

Europe Branch Office • Unit 49G Pipers Road • Park Farm Industrial Estate • Redditch • Worcestershire • B98 0HU • England

Tel: 44 (0) 1527 520 999 • Fax: 44 (0) 1527 501 999 • Freephone: 0800 085 1678 (UK only) • E-mail: info@sti-europe.com • Web: www.sti-europe.com

STI STOPPER® II

Dimensions and Technical Information

Models Available

Stopper II Models Indoor Use:

- STI-1100** With horn for flush mount
- STI-1100RC*** With horn and relay flush mount
- STI-1130** With horn and spacer
- STI-1130RC*** With horn and relay with spacer
- STI-1200** Without horn flush mount
- STI-1230** STI-1200 with spacer

Weather Stopper® with gaskets (Indoor/Outdoor rated):

- STI-1150** Stopper II with horn flush mount (indoor/outdoor rated)
- STI-1150RC*** Stopper II with horn and relay flush mount (indoor/outdoor rated)
- STI-1155** Stopper II with horn and spacer (indoor/outdoor rated)
- STI-1155RC*** Stopper II with horn, relay and spacer (indoor/outdoor rated)
- STI-1250** STI-1200 flush mount and gasket
- STI-3150** STI-1200 with spacer and gaskets

Accessories:

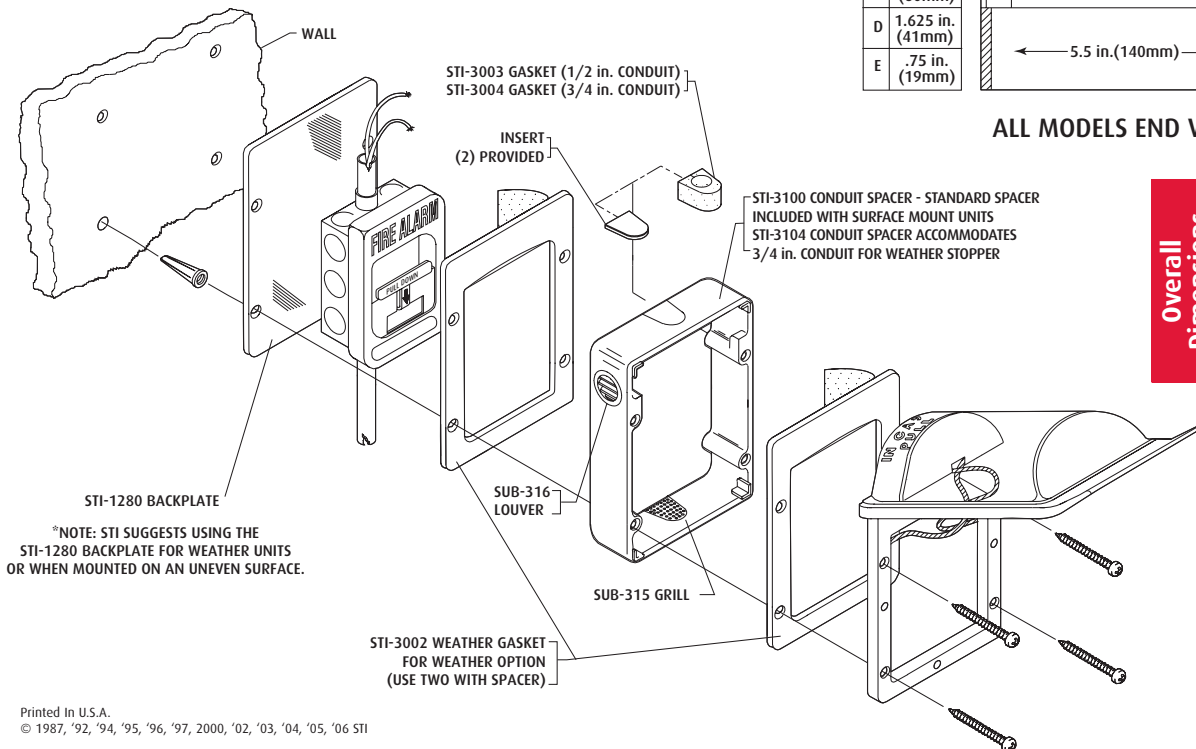
- STI-3100** 2" conduit spacer with 1/2" conduit entry (no gaskets included)
- STI-3104** 2" conduit spacer with 3/4" conduit entry (includes one 3/4" conduit entry gasket)
- STI-1102** Replacement horn for cover with alarm
- Custom-LBL** Custom text message for horn housing

Important Notice

Stopper II is intended to be used in areas where the incidence of false fire alarms from manual pull stations is high or has proven to be a serious problem. Any disadvantage of this device is more than balanced when one considers the consequences of false fire alarms, especially if fire service personnel and equipment are responding to a false fire alarm when they are needed for a real fire somewhere else. Add to this the disruption to the facility when false alarms occur. If you have, or may have, a problem with false fire alarms or physical/weather damage to your fire alarm activation devices, the Stopper II could prove invaluable.

***WARNING:** ⚠ For RC models: UL Listing does not permit relay contacts to connect to the fire alarm or a life safety function. The power supply for horns, according to UL Listing, cannot be connected to a UL Listed fire alarm system. For electrical specifications see install book. RC models contain one set of Form "C" dry contacts. Contacts rated 30 VAC/VDC 1 amp.

NOTE: End user must verify the alarm and battery every six months and replace battery annually or as required.



Approvals

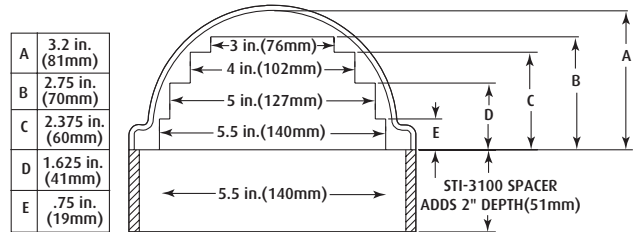
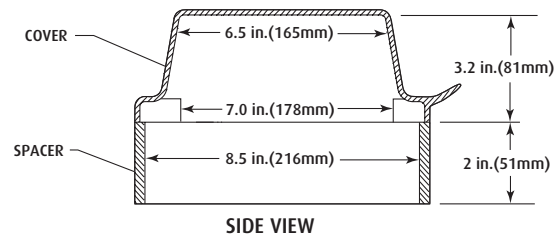
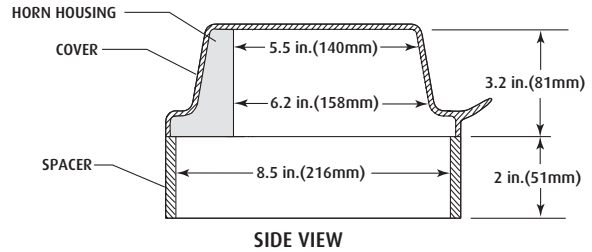
TESTING

It has been tested and approved or listed by:

- UL/cUL Listed No. S2466
- For fire alarm applications, UL38 requires outdoor listed stations for outdoor use
- Factory Mutual No. OG6A2.AY (STI-1100 and STI-1130 only)
- State of California (obtain local fire marshal approval)
- NEMA 3R Rated (only for Stopper II models with backplate and gaskets)
- MEA 49-00-E (STI-1200)
- ADA Compliant (UL Certified No. S2466)

PATENTS

- United States No. 4267549, Canada No. 1147828



Overall Dimensions

Flush models:
7.2W x 10.2H x 3.3D in.
(183 x 259 x 84mm)

Surface models:
7.2W x 10.2H x 5.5D in.
(183 x 259 x 140mm)